

## Standard Preparation 1000 mm Work Table

ITEM # \_\_\_\_\_

MODEL # \_\_\_\_\_

NAME # \_\_\_\_\_

SIS # \_\_\_\_\_

AIA # \_\_\_\_\_

**132723 (TG1000PN)**

Work table 1000mm

### Short Form Specification

**Item No.** \_\_\_\_\_

The 50mm high worktop in 304 AISI stainless steel, 1mm in thickness, has upturned edges and incorporates a layer of sound deadening, waterproof and fireproof material. Square section legs 40x40mm on 1" height-adjustable feet in 304 AISI stainless steel.

### Main Features

- Ideal for central positioning in the kitchen, either as island installation or back to back.
- The table can be ordered with the drawer of 400 mm or 600 mm (optional accessory): thanks to the design of the drawer, additional drawers can be added to the first single drawer to create chest of 2, 3 or 4 drawers based on customer's needs.
- Sturdiness, stability and reliability of table accurately tested.

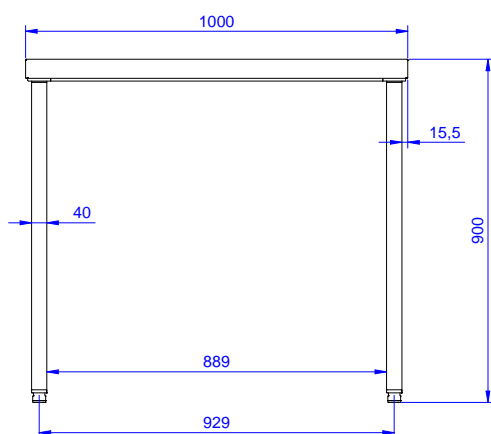
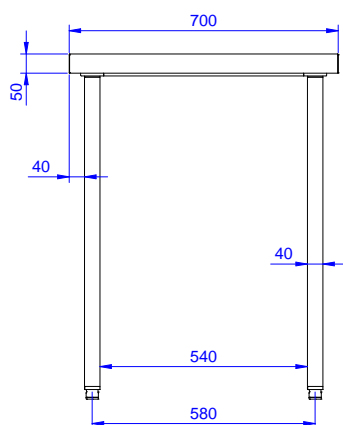

### Construction

- 50 mm worktop in 304 AISI stainless steel, 10/10 in thickness with upturned edges and reinforced waterproof underpanel, incorporates a layer of sound deadening materials.
- 400 or 600 mm wide single drawer, chest of 4 drawers, lower shelf, three-sided underframe and set of castors as alternative to the feet, can be fitted as optional on all work tables.
- 40 mm-thick lower shelf (available as optional accessory on some models) slots easily into place at a height of 200 mm from the floor. Lower shelf is compulsory to install the chest of drawers.
- Square section legs and 40 mm height-adjustable feet in 304 AISI stainless steel.
- Table top slots into legs without using screws to facilitate installation.
- Delivered in knock-down package.
- Wide range of taps are available to suit every need.
- 100 mm upstand with 10 mm radiused corner and 13 mm deep, designed to be used against a wall.

### Optional Accessories

- Overshelf, neutral, one tier, 1000 mm PNC 132964 ☐
- Overshelf, with led light and ceramic light, one tier, 1000mm PNC 132988 ☐
- Lower shelf for 1000 mm tables and sinks and for 1600 mm undercounter dishwasher sinks PNC 855144 ☐
- Set of 4 wheels (2 with brake) d. 100mm for tables and sinks (total height on wheels= 993 mm) PNC 855150 ☐
- 3-sided underframe for 1000mm tables PNC 855151 ☐
- Single drawer GN 1/1, 400mm PNC 855280 ☐
- Single drawer, 600mm PNC 855281 ☐
- Additional drawer, 600mm (to set up a chest of 2, 3, 4 drawers) PNC 855295 ☐
- Additional drawer GN 1/1, 400mm (to set up a chest of 2, 3, 4 drawers) PNC 855298 ☐
- Floor fastening kit for 2 square legs PNC 865386 ☐

**APPROVAL:** \_\_\_\_\_

**Front**

**Side**

**Top**

**Key Information:**
**External dimensions,  
Width:**
**132723 (TG1000PN)** 1000 mm

**External dimensions,  
Depth:**

700 mm

**External dimensions,  
Height:**

900 mm

**Worktop thickness:**

50 mm

**Net weight:**

24.4 kg